


# Ecoflac® Mix – Transfer Cap

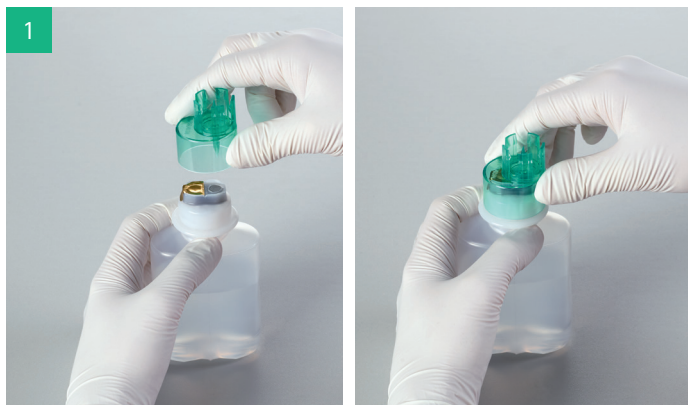
Convenient, needle-free and time-saving drug preparation



## New design

Transfer cap for transferring fluids between an Ecoflac® plus container and vials (cap diameter: 20 mm).

1



Place Ecoflac® Mix on the upright standing container and puncture the port. No need to rotate the spike.

2



Attach the vial to Ecoflac® Mix.

3



Turn the container upside down. By pressing the Ecoflac® plus, pump some solution into the vial. Carefully shake until the lyophilisate drug is completely dissolved.

4



Then turn the container upright and pump the vial contents back into Ecoflac® plus. Repeat these steps until the drug lyophilisate is completely transferred into Ecoflac® plus.

5



Finally, remove Ecoflac® Mix together with the attached vial to allow the insertion of the IV-set into Ecoflac® plus.

# Ecoflac® Mix – Transfer Cap

New product and packaging design



## Product benefits

- Provides a stable connection between both containers
- Specially designed to fit with Ecoflac® plus and standard vials
- Prevents all risks related to the use of needles during reconstitution
- Ergonomic handling increases efficiency of healthcare workers
- Convenient handling helps to improve aseptic technique
- CO<sub>2</sub> emissions per item reduced by approx. 22.8%<sup>1</sup> in comparison between old and new design
- Weight reduction of new Ecoflac® Mix compared to old version 13.7%<sup>1</sup>

## New product design



22.8% CO<sub>2</sub> savings per item<sup>1</sup>



Not manufactured with Latex




Not manufactured with PVC



Not manufactured with DEHP and other Phthalates



Not manufactured with BPA

Ecoflac® Mix – transfer cap	Units Per Box	Code No. (REF)
	250 pcs.	16401N

Literature: 1. | Test Report – Life Cycle Assessment (LCA) Ecoflac® Mix in accordance with ISO 14040/14044, 2024.